Willab Garden 2022-06-27
7986

Asennusohje

Lasikaide Alumiini

Willab Garden®

Sisällysluettelo

Ennen asentamista	2
Työkalut	2
Komponentit	3-4
Piirustus	4-5
Nelikulmaisten tolppien asennus	6-7
Pyöreiden tolppien asennus	8-9
Hoito-ohjeet	10

Ennen asentamista

- Lue koko asennusohje ennen asennuksen aloittamista! Jos ohjeita ei noudateta, tuote ei välttämättä toimi optimaalisesti, eikä takuu ole voimassa.
- Willab Garden pidättää itsellään oikeuden muutoksiin materiaalissa, rakenteessa ja muotoilussa.
- Tarkasta, että toimitus sisältää kaikki osat ja ettei mitään ole vaurioitunut kuljetuksessa.
- Kiinnitysruuvit perustuksiin eivät sisälly! Kysy ammattilaiselta ohjeet oikeaa kiinnitystä varten.

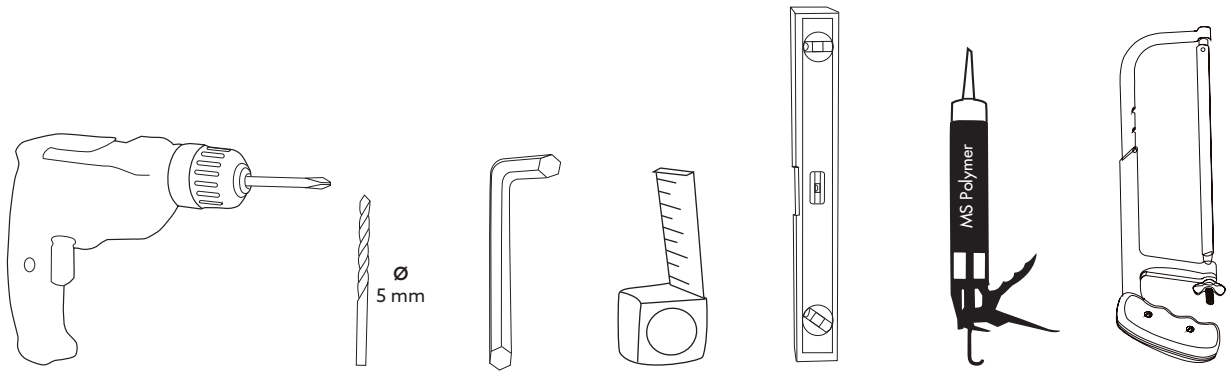

Komponentit

A

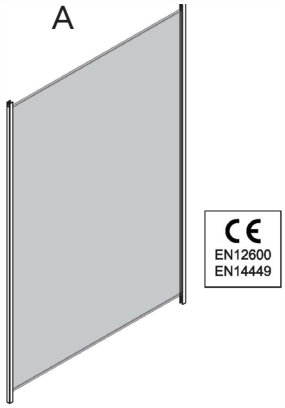

8mm Laminoitu Lasi
100 x 90,5 cm
741070 / 741040
741079 / 741049

B

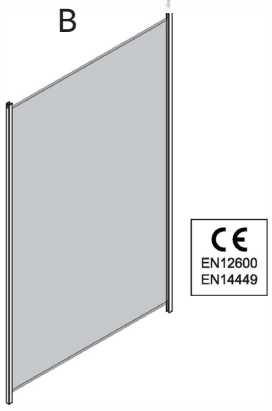

8mm Laminoitu Lasi
90 x 90,5 cm
741970 / 741940
741979 / 741949

C

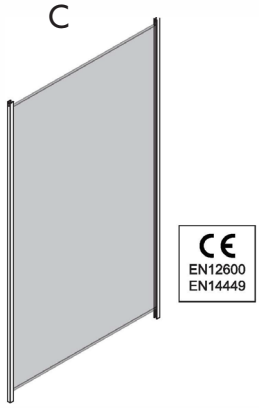

8mm Laminoitu Lasi
80 x 90,5 cm
741870 / 741840
741879 / 741849

D

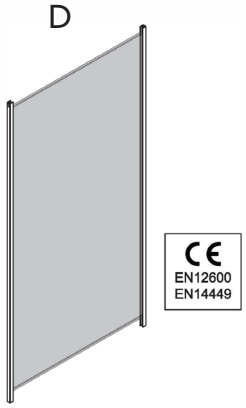

8mm Laminoitu Lasi
70 x 90,5 cm
741770 / 741740
741779 / 741749

E

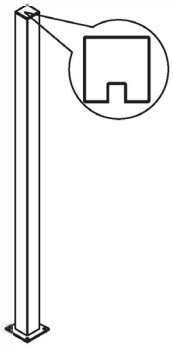

Päätytolppa
50 x 50 x 990 mm
742071 / 742041

F

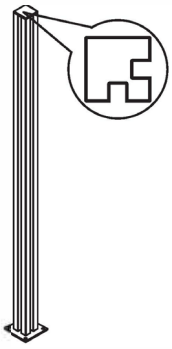

Kulmatolppa 90°
50 x 50 x 990 mm
742073 / 742043

G

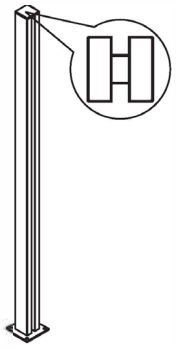

Keskitolppa
50 x 50 x 990 mm
742072 / 742042

H

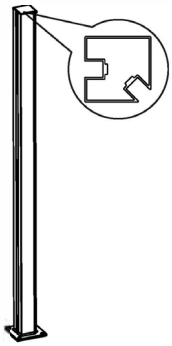

Kulmatolppa 45°
50 x 50 x 990 mm
742075 / 742045

J

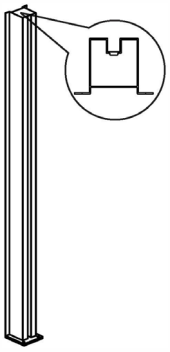

Tolppa seinää vasten
50 x 80 x 990 mm
742074 / 742044

E1



Päätytolppa
50 x 50 x 990 mm
744071 / 744041

F1



Kulmatolppa 90°
50 x 50 x 990 mm
744073 / 744043

G1



Keskitolppa
50 x 50 x 990 mm
744072 / 744042

H1

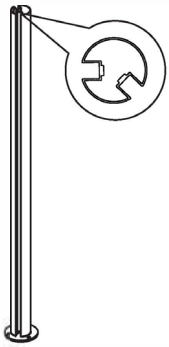

Kulmatolppa 45°
50 x 50 x 990 mm
744075 / 744045

J1

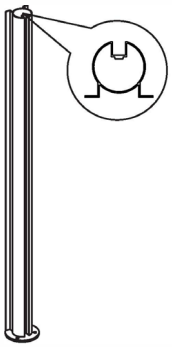

Tolppa seinää vasten
50 x 80 x 990 mm
744074 / 744044

K

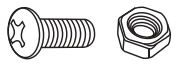

M4 x 10 mm
M4 Pultti

L



ST4 x 35 mm

M

Ø4.2 mm

N

Avain

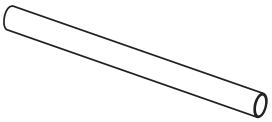

Räcke Längd 101 cm
743071 / 743041 / 743081

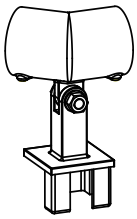

Pidike 45° asteen
kulmatolppaan
743077 / 743047

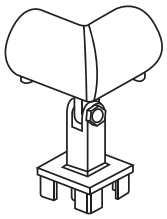

Kulmapidike käsijohteeseen
743076 / 743046

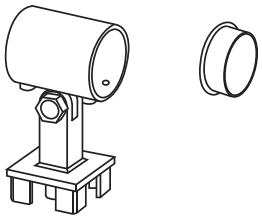

Suora pidike päätykannella
743075 / 743045

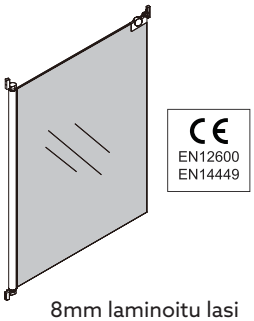

8mm laminoitu lasi
900 x 905 mm
741140 / 741170
741149 / 741179

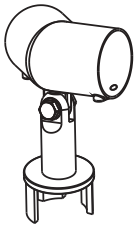

Pidike 45° asteen
kulmatolppaan
745077 / 745047

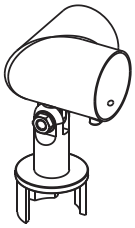

Kulmapidike käsijohteeseen
745076 / 745046

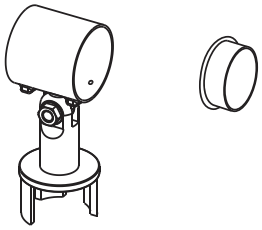

Suora pidike päätykannella
745075 / 745045

- Lasikaiteen käsijohde on katkaistava cc -10 mm:n päästä tolpasta.

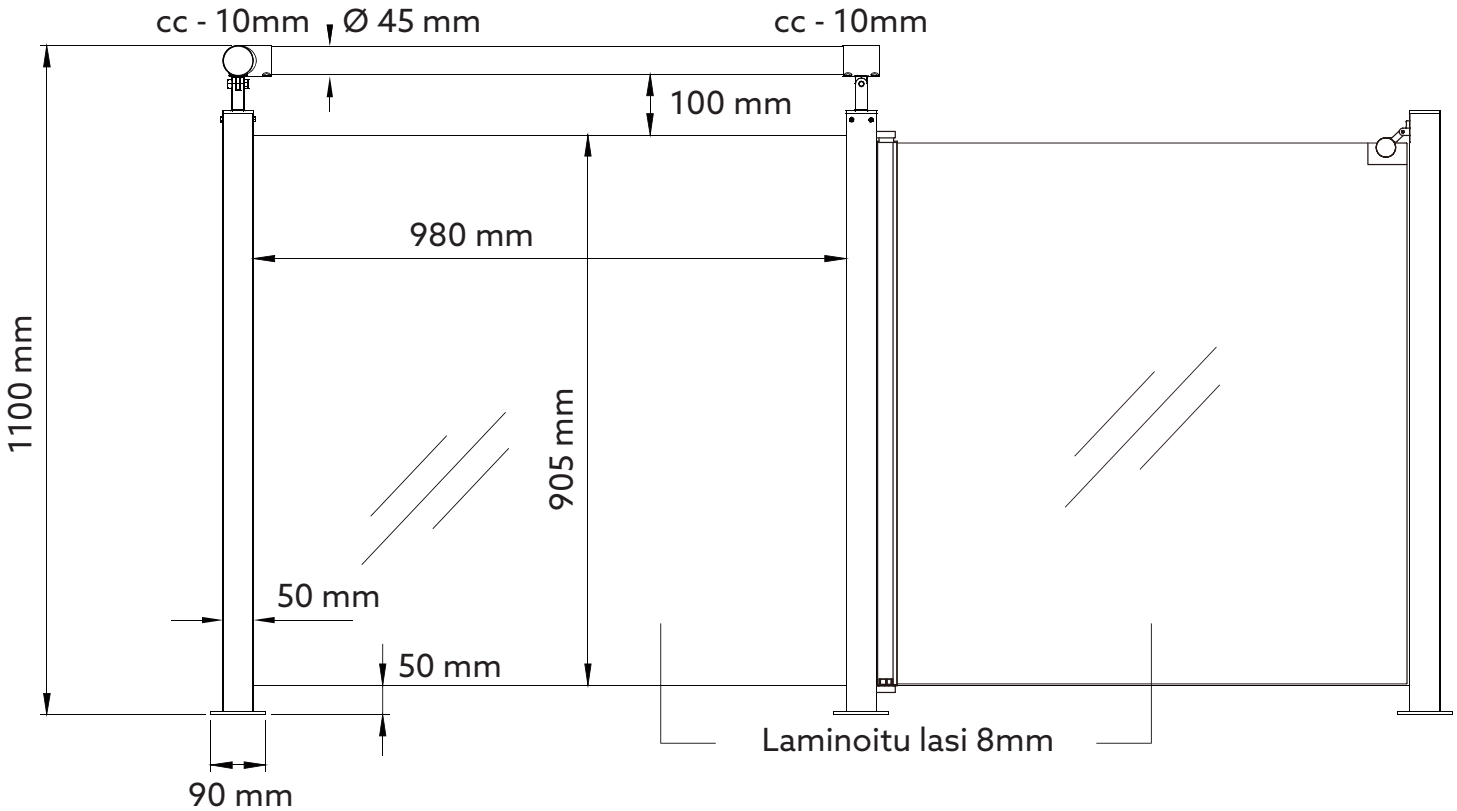

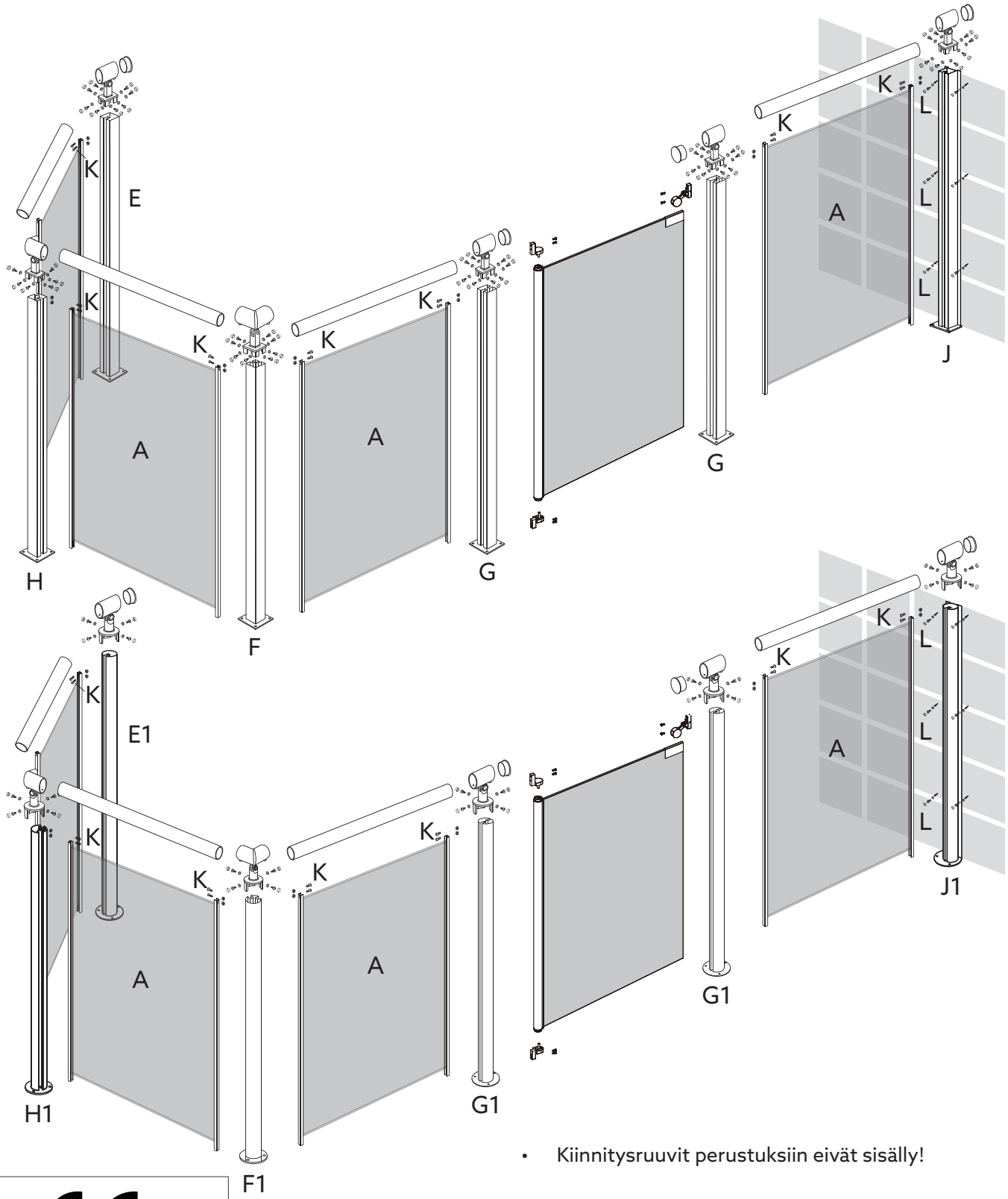

- Kiinnitysruuvit perustuksiin eivät sisälly!

CE

GUANGZHOU HUAFENG SAFEY GLASS CO., LTD
NO. 68, BIG BRIDGE STREET, XILANG,
LIWAN DISTRICT, GUANGZHOU P.R. CHINA

14

EN 14449
Laminated glass, intended to be used in buildings and shower enclosure

Characteristics		
Resistance to fire	:	NPD
Reaction to fire	:	A1
External fire performance	:	NPD
Bullet resistance	:	NPD
Explosion resistance	:	NPD
Burglar resistance	:	NPD
Pendulum body impact resistance	:	EN 12600 1(B)1
Resistance against sudden temperature changes and temperature differentials	:	NPD
Wind, snow, permanent and imposed load resistance	:	NPD
Direct airborne sound insulation	:	NPD
Thermal properties	:	NPD
Radiation properties[c1]	:	NPD
- Light transmission and reflection		
- Solar energy characteristics		
Declaration of Performance No.	:	**001-CPR-201406**

Turvallisuusvaroitus:

- Lasikaide on tarkoitettu vain ulkokäyttöön.
- Lasikaide on aina kiinnitettävä kunnolla maahan/lattiaan.
- Lasikaide on suunniteltu käytettäväksi maantasolla. Sitä ei saa käyttää, jos maa on epätasainen.

Willab Garden®

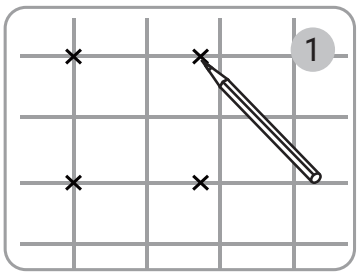

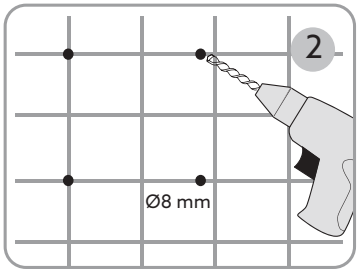

- Kiinnitysruuvit perust-uksiin eivät sisälly!

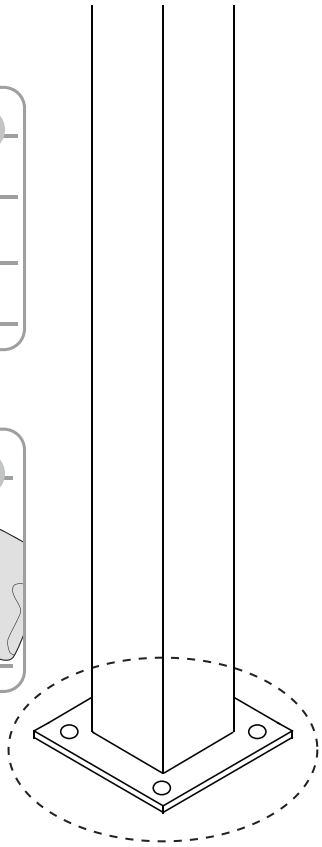

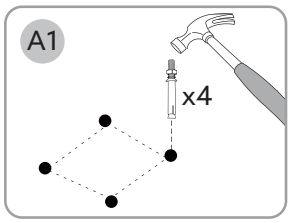

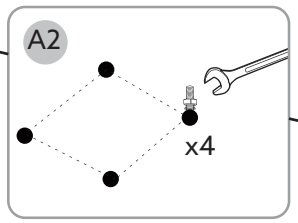

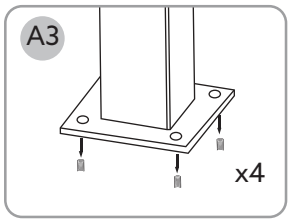

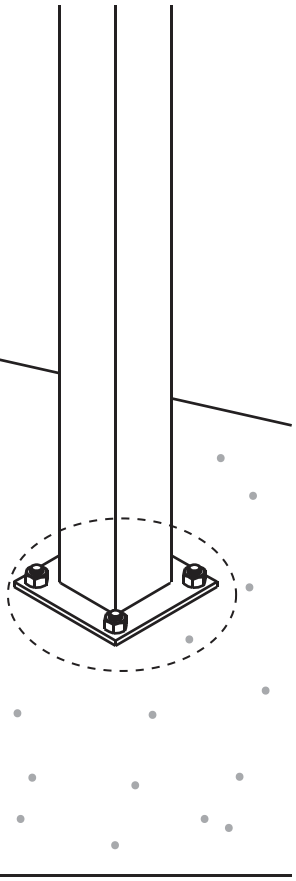

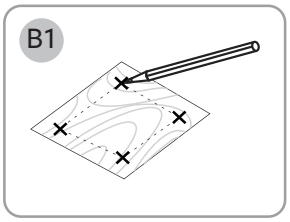

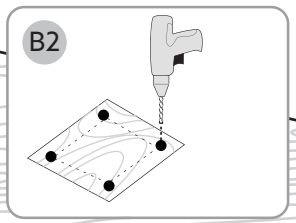

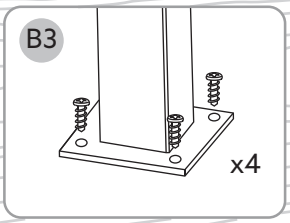

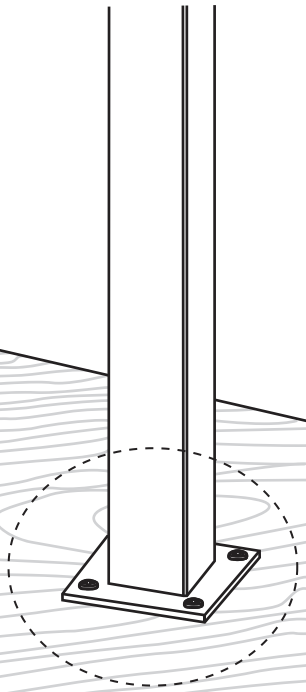

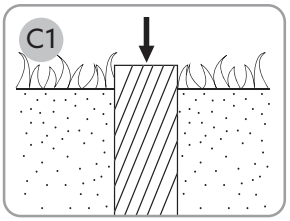

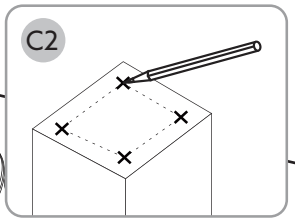

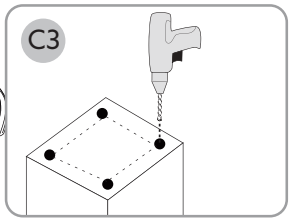

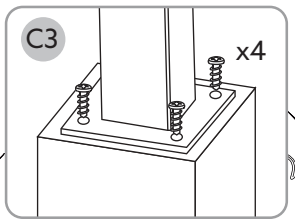

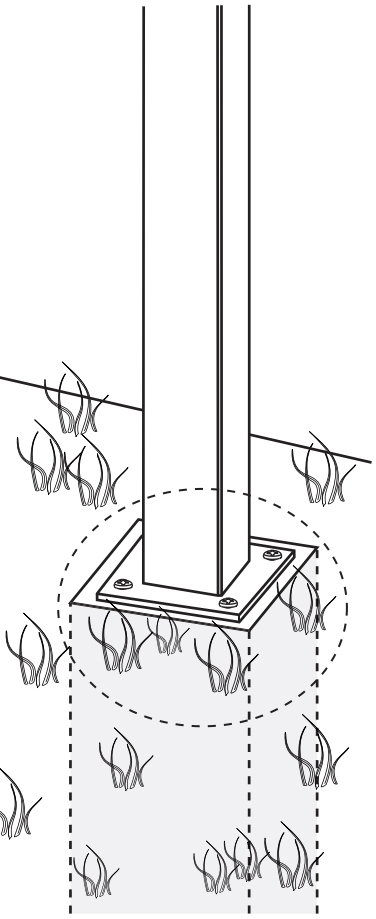

Willab Garden®

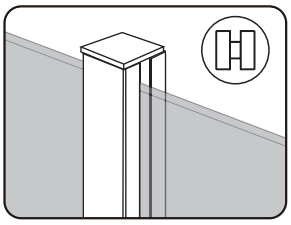



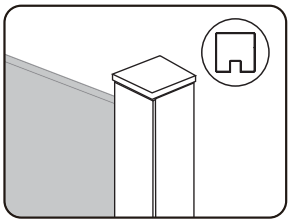

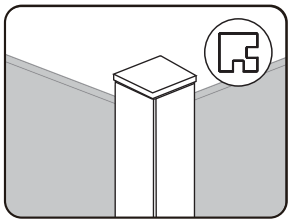

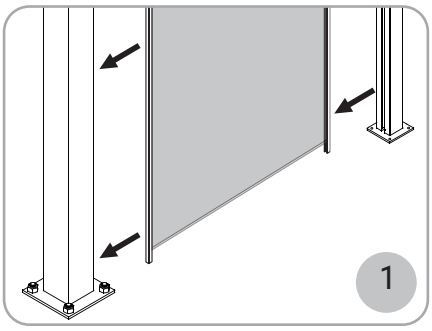

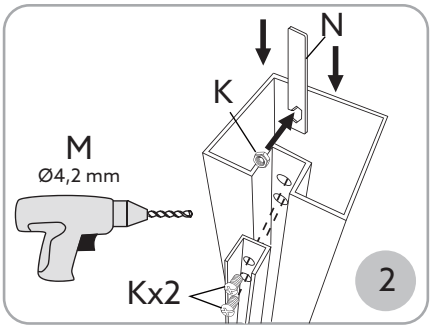

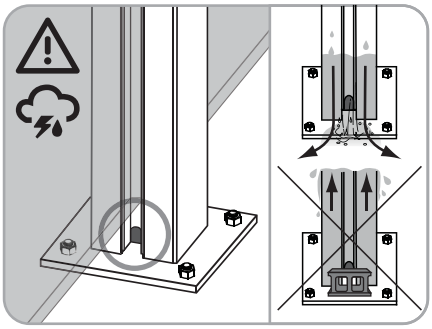

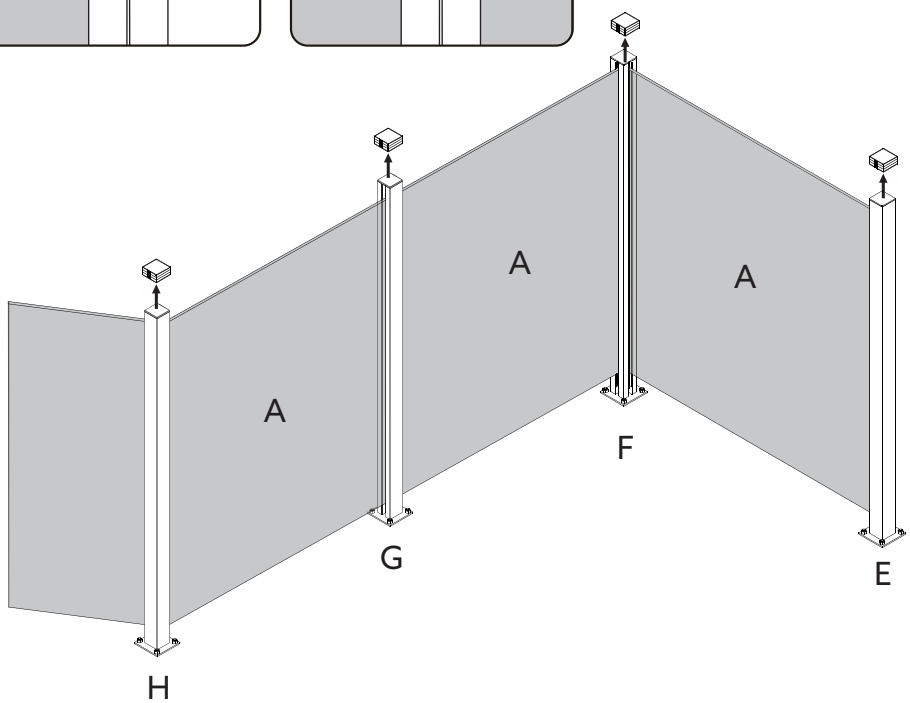

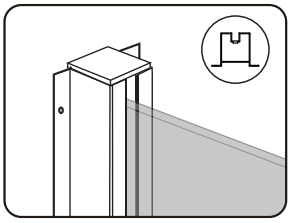

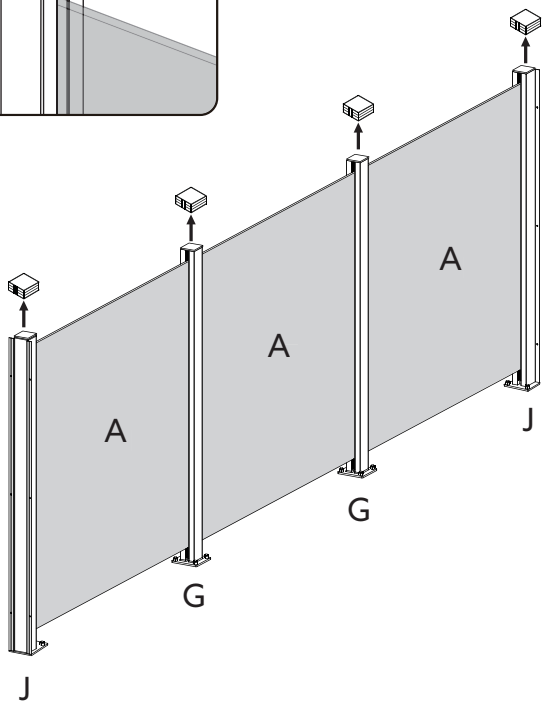

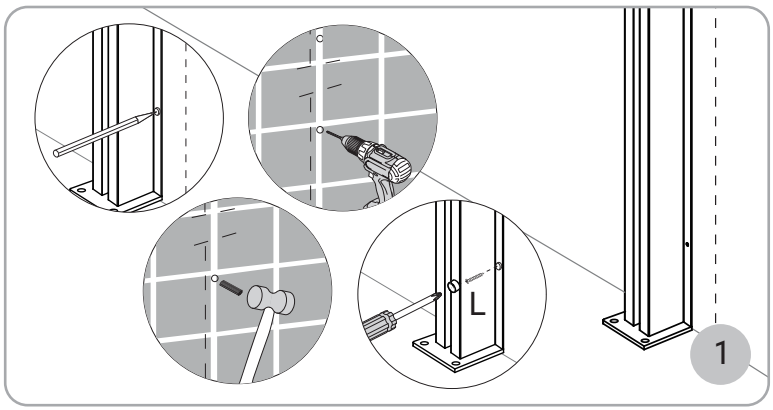



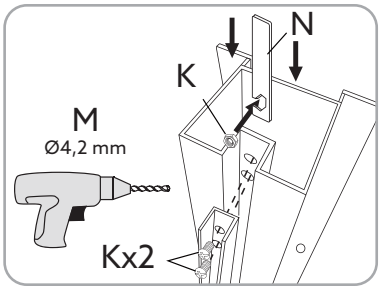

Willab Garden®

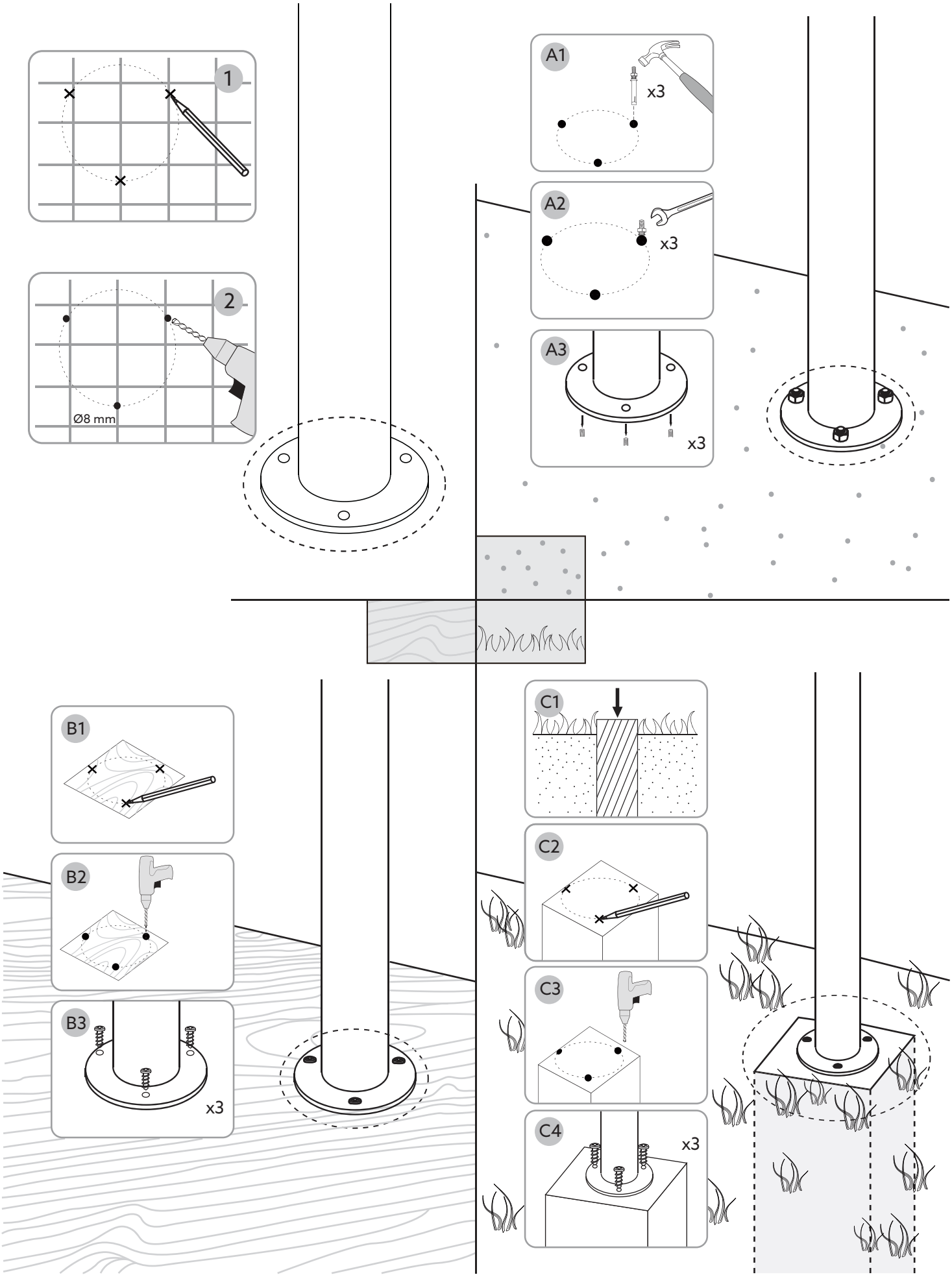

Willab Garden®

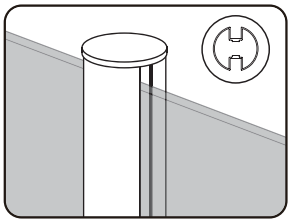



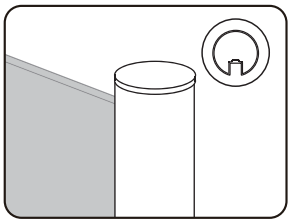

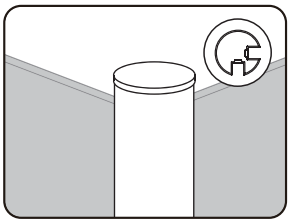

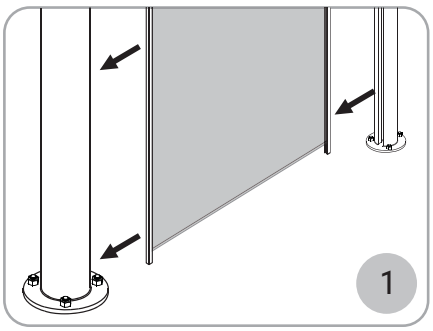
1

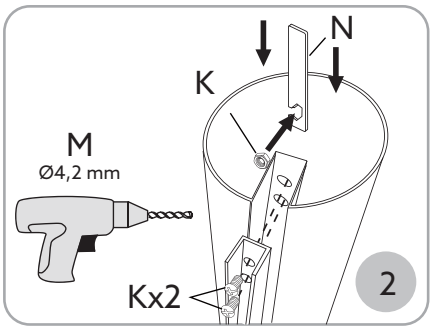
N
K
M
Ø4,2 mm
Kx2
2

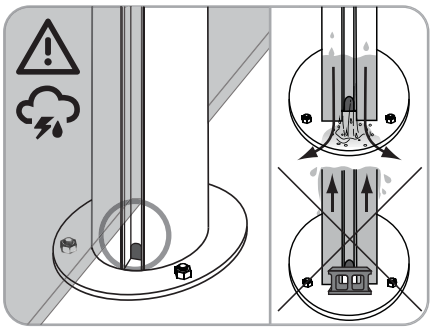

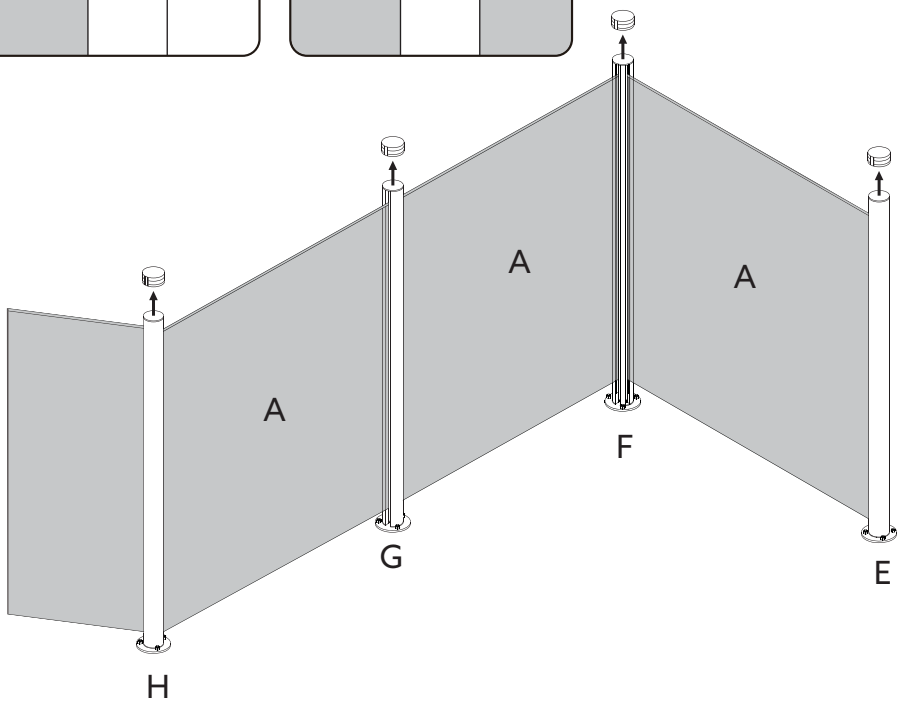
A
A
A
H
G
F
E



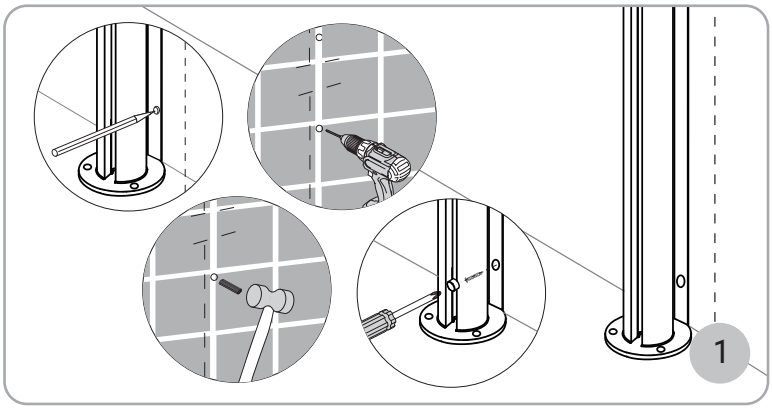
1

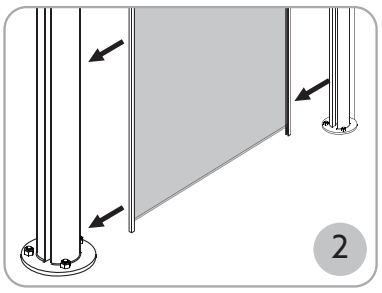
2

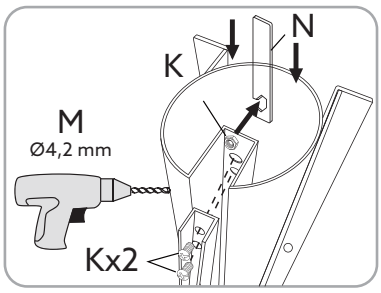
N
K
M
Ø4,2 mm
Kx2

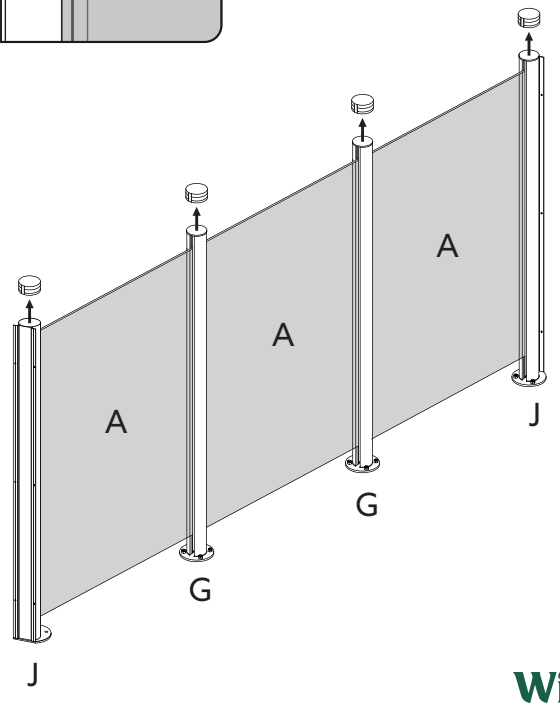
A
A
A
J
G
G
J

Hoito-ohjeet

Lasi

- Lasi puhdistetaan kuten normaali lasi.
- Käytä tavallista ikkunanpuhdistusainetta, runsaasti vettä ja pehmeää, nukkaamatonta liinaa tai kumilastaa.
- Sprii tai asetoni irrottavat tietyt tahrat. Muiden tahrojen puhdistamiseen voidaan käyttää hellävaraisia puhdistusaineita. Pese puhdistusaine pois spriillä. Pese lasisen jälkeen tavalliseen tapaan.
- Älä käytä kaavinta, metalliesineitä tai teräsvillaa vaikeasti poistettavien tahrojen poistamiseen.
- Metallikerrostumat, jotka voivat näyttää naarmuilta, poistetaan miedolla hapolla, esim. 5–10-prosenttisella suolahapolla. Koskee vain energialasia.

Aluminiumprofiilit

- Käytä profiilien puhdistamiseen mietoa saippuaa, tiskiainet ta tai pelkkää puhdasta vettä.
- Poista lika, joka voi aiheuttaa vaurioita kiskoihin ja pyöriin.
- Mahdollisissa rungon ja profiilien kumilistojen värjääntymi sissä, käytä puhdistamiseen liimanpesuainetta.

HUOM! Välttääksenne henkilövahinkoja ja lintutörmäyksiä, suosittelemme että. esim. meidän lasikoristeet ”petolintu” tai ”pääsky” asennetaan kaikkiin lasipintoihin.

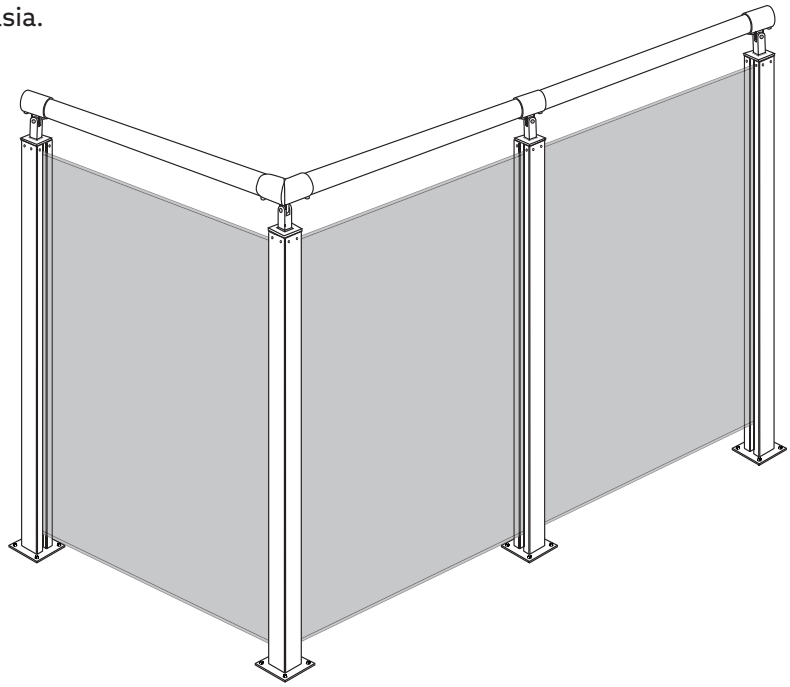

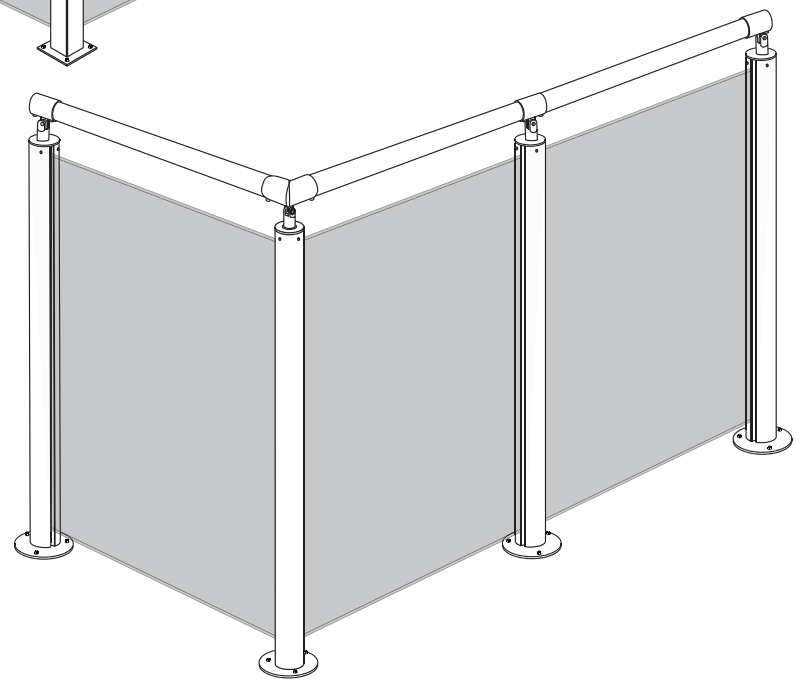

Willab Garden®
Tomtaholmsvägen Östra Karup 269 21 Båstad SVERIGE
Tel 0431-686 00 • www.willabgarden.se